

# PENNSYLVANIA WEEKLY GRAIN REPORT

This Report is Sponsored By:



(610)-932-4484

June 29, 2021

STATE AVERAGE

BROKER/DEALER AVERAGE		Avg Low	Avg High	Overall Avg	Last Week	+/-	Last Month	Last Year
Corn No.2		\$6.23	\$7.35	\$6.64	\$6.64	\$0.00	\$6.78	\$3.95
Wheat No.2		\$6.43	\$6.68	\$6.58	\$6.63	(\$0.06)	\$6.76	\$5.01
Barley No.3		\$3.93	\$4.25	\$4.11	\$4.25	(\$0.14)	\$4.30	\$3.18
Oats No.2		\$3.65	\$3.90	\$3.90	\$4.01	(\$0.11)	\$4.16	\$2.90
Soybeans No.2		\$13.15	\$13.76	\$13.50	\$13.91	(\$0.41)	\$15.08	\$8.54

FEED MILL AVERAGE		Avg Low	Avg High	Overall Avg	Overall Avg	+/-	Overall Avg	Overall Avg
Corn No.2		\$6.53	\$7.30	\$6.97	\$7.00	(\$0.03)	\$6.91	\$3.92
Wheat No.2		\$6.42	\$6.58	\$6.58	\$6.61	(\$0.03)	\$6.96	\$4.87
Barley No.3		\$4.18	\$4.35	\$4.18	\$4.35	(\$0.17)	\$4.36	\$3.08
Oats No.2		\$3.78	\$4.03	\$3.95	\$3.95	\$0.00	\$4.25	\$2.77
Soybeans No.2		\$12.99	\$13.48	\$13.23	\$13.80	(\$0.58)	\$14.97	\$8.08

EASTERN AND CENTRAL AVG		Avg Low	Avg High	Overall Avg	Overall Avg	+/-	Overall Avg	Overall Avg
48% Soybean Meal - (FOB Bulk)		\$378.00	\$464.20	\$411.25	\$433.15	(\$21.91)	\$469.76	\$349.06

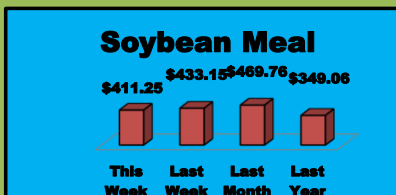
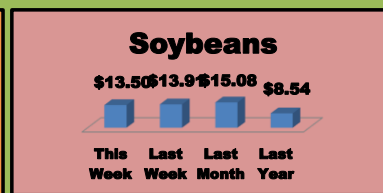
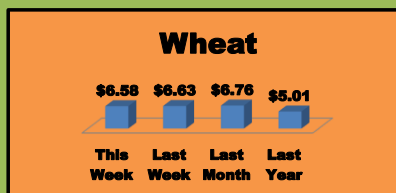
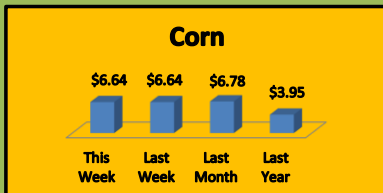
ORGANIC AND ETHANOL GRAIN PRICES

CURRENT	Avg Low	Avg High	Overall Avg	Last Week	+/-	Last Month	Last Year
ETHANOL CORN	\$6.05	\$6.92	\$6.65	\$6.82	(\$0.16)	\$6.47	\$3.55
ORGANIC CORN	\$10.00	\$10.00	\$10.00	\$9.98	\$0.03	\$10.00	\$9.70

EASTERN PA		BROKER/DEALER			FEED MILL			HARVEST		
		Low	High	Avg	Low	High	Avg	Low	High	Avg
	Corn No.2 *** Harvest 2021***	\$6.15	\$7.40	\$6.58	\$6.75	\$7.30	\$6.97	\$5.62	\$6.05	\$5.84
	Wheat No.2 ***Harvest 2021***	\$6.60	\$6.88	\$6.68	\$6.25	\$6.90	\$6.58	\$6.60	\$6.88	\$6.71
	Barley No.3 ***Harvest 2021***	\$4.00	\$4.25	\$4.13	\$4.50	\$4.50	\$4.18	\$4.25	\$4.25	\$4.25
	Oats No.2	\$4.00	\$3.50	\$3.50	\$3.75	\$3.75	\$3.95			
	Soybeans No.2 ***Harvest 2021***	\$13.30	\$3.50	\$13.55	\$12.98	\$13.45	\$13.23	\$12.54	\$12.75	\$12.63
	48% Soybean Meal	\$378.00	\$464.20	\$414.23	\$390.00	\$436.00	\$409.00			

CENTRAL PA		BROKER/DEALER			FEED MILL			HARVEST		
		Low	High	Avg	Low	High	Avg	Low	High	Avg
	Corn No.2 *** Harvest 2021***	\$6.30	\$7.30	\$6.70	\$6.30	\$7.30	\$6.81	\$6.05	\$6.05	\$6.05
	Wheat No.2 ***Harvest 2021***	\$6.25	\$6.47	\$6.36	\$6.25	\$6.25	\$6.25			
	Barley No.3 ***Harvest 2021***	\$3.85	\$4.25	\$4.10	\$3.85	\$4.20	\$4.07			
	Oats No.2	\$3.80	\$4.30	\$4.03	\$3.80	\$4.30	\$4.05			
	Soybeans No.2 ***Harvest 2021***	\$13.00	\$13.70	\$13.45	\$13.00	\$13.50	\$13.23	\$12.70	\$12.70	\$12.70
	48% Soybean Meal	\$378.00	\$421.00	\$412.00	\$400.00	\$415.00	\$407.50			

WESTERN PA		BROKER/DEALER			FEED MILL			HARVEST		
		Low	High	Avg	Low	High	Avg	Low	High	Avg
	Corn No.2 *** Harvest 2021***	\$6.05	\$6.34	\$6.21	\$6.50	\$7.35	\$6.93	\$5.07	\$6.00	\$5.21
	Wheat No.2 ***Harvest 2021***	\$5.99	\$6.00	\$6.00	No Bid	No Bid	No Bid	\$5.99	\$6.00	\$6.00
	Barley No.3 ***Harvest 2021***	No Bid	No Bid	No Bid	No Bid	No Bid	No Bid			
	Oats No.2	No Bid	No Bid	No Bid	\$3.00	\$4.00	\$3.50			
	Soybeans No.2 ***Harvest 2021***	\$13.29	\$13.36	\$13.32	No Bid	No Bid	No Bid	\$12.38	\$12.59	\$12.47



Source: Ag Market News LLC 570-490-5587  
DeAnne Haas / Dave Wert Reporters  
<http://www.agmarketnews.com>